

# Felt Flower Coasters



## Materials Needed

- felt
- size 6 seed beads for coaster boarder
- colored threads

## Tools Needed

- scissors
- needles
- straight pins

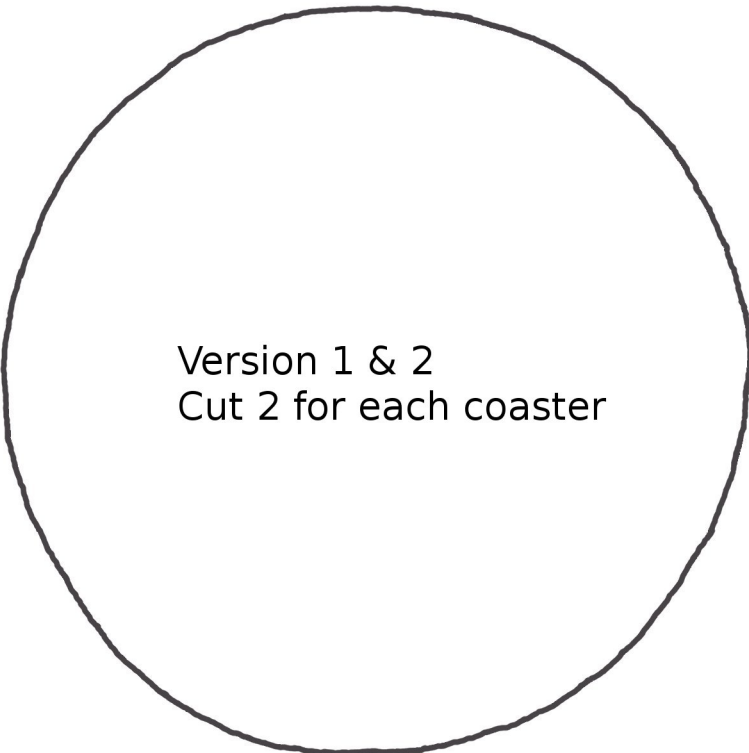
## Design Decisions

- What colors of felt would you like for the flower, flower center, leaves, and coaster?
- Do you want the front and back of the coaster to be the same color?
- What color do you want the border beads to be?


## Video Instructions

You can find the video instructions for this project at: [Making the Felt Flower Coaster](#). Other videos you may want to watch to help you complete this project are: [Choosing the Right Felt for Your Projects](#), [Choosing Tools for Your Fabric Projects](#), and [Hand Stitching - the Running Stitch and the Overcast Stitch](#).

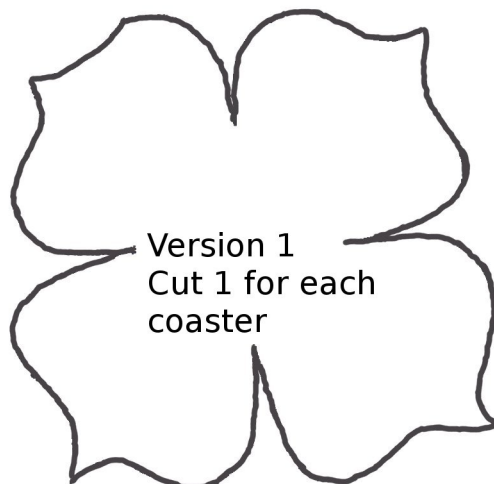
## Pattern - two versions



Version 1 & 2  
Cut 2 for each coaster



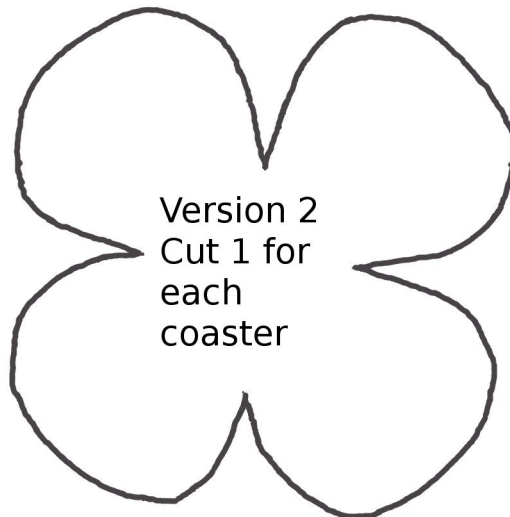
Version 1 & 2  
Cut 2



Version 1  
Cut 1 for each  
coaster



Version 1  
Cut 1



Version 2  
Cut 1 for  
each  
coaster



Version 2  
Cut 1

Visit [www.twoluckycats.com](http://www.twoluckycats.com) for more ideas and patterns and our Facebook page - [Two Lucky Cats](#).